

Evaluation Report for the North Adelaide Dog Park

Prepared by:
Lauren Noble and Blarra Jeroff
University of South Australia

Prepared for:
Adelaide City Council

November 2012

Contents

1. Executive summary	Pg. 3
2. Project Aim	Pg. 7
3. Project background	Pg. 7
4. Project objectives	Pg. 9
5. Methodology	Pg. 10
6. Research findings	Pg. 13
6.1 Profile of Participants	Pg. 13
6.2 Activity levels of participants	Pg. 15
6.3 Physical Activity – Increase or Decrease	Pg. 16
6.4 Social Interaction – Increase or Decrease	Pg. 18
6.5 Frequency of visits to the North Adelaide Dog Park	Pg. 20
6.6 Activities participated in at the North Adelaide Dog Park	Pg. 21
6.7 Satisfaction and Recommendation of the North Adelaide Dog Park	Pg. 22
6.8 Participant suggestions	Ph. 25
6.9 Observations	Pg. 26
7. Recommendations	Pg. 27
Appendix	Pg. 28

1. Executive Summary

1.1 The evaluation plan for the recently established North Adelaide Dog Park (NADP) was developed by the Adelaide City Council (ACC) in conjunction with students Blarra Jeroff and Lauren Noble of the School of Health Sciences of the University of South Australia (UniSA). ACC staff members were Jill Andrews, Ray Sheuboeck and Stephen Zaluski.

1.2 The main aim of this project was to understand the usage of the North Adelaide Dog Park including the changes in physical activity levels of visitors before and after its establishment.

1.3 The evaluation consisted of questionnaire which was available online and at the NADP and was also distributed to the residents of the ACC. Snap shot observations were also performed at the NADP. This involved making regular visits to the NADP and recording information regarding the number of people using the dog park and the activities they were performing.

1.4 The questionnaires aimed to gain an understanding of the physical activity levels of visitors to the NADP, determine whether the existence of the NADP had increased the physical activity levels of visitors and if there were any further improvements that could be made to the NADP.

1.5 The observations aimed to provide evidence that the NADP was being used for physical activity by recording the actions of visitors to the NADP e.g. walking, running, standing, sitting, etc.

1.6 The duration of the whole evaluation process, from developing the questionnaires to presenting the findings took approximately 4 months. There was an overall response rate of 11.5%.

1.7 There were 285 responses to the survey and from these 230 had visited the NADP. Participants came from 59 suburbs across the South Australian metropolitan area. Of the

participants who do not attend the dog park the main reasons were that the participant did not have a dog (88%) or that the participant was not aware of the NADP (12%).

1.8 Participants reported that they were physically active with over 50% reporting they are active daily or most days.

1.9 51% of participants reported that their physical activity levels had increased since visiting the NADP and the main reason for this was the increase in exercise however majority of the 49% of participants for who the NADP did not increase physical activity the reason was due to the decrease in exercise. While this is a positive outcome for the increase in physical activity there is still the possibility for improvement of the other 49% whose physical activity has not been increased.

1.10 Social interaction was reported to have increased in 69% of participants due to increased interaction with other dog owners and new people with similar interests. There is evidence to suggest socialising with people improves depression and overall mental health.

1.11 Majority (78%) of participants are visiting the NADP once a week or more.

1.12 Results showed that predominately participants are socialising with other dog owners, walking with their dogs, playing with their dogs or sitting on benches. This suggests that there are still a large proportion of participants who are not engaging in moderate to vigorous activity.

1.13 Overall participants rated that they had a high satisfaction of the NADP. 75% of participants rated their satisfaction of the NADP either 8, 9 or 10 on a satisfaction scale of 1 to 10. Reasons for these positive ratings included: the large and small dog areas, safety, satisfaction, the idea, size, the facility itself, cleanliness, convenience, the design, increased use of the area, the initiative, enjoyment and the encouragement of physical activity. In addition to this 65% of participants rated a 10 for their agreement with the statement "I would recommend the NADP to a friend".

1.14 Possible improvements that were suggested by participants were:

- Lighting
- Maintenance

- Toilets
- Equipment
- Shade
- Seating
- Water for Dogs
- Coffee Stand
- Reminder to clean up after dogs
- Bigger space
- Better Parking
- Another dog park
- Warning about child safety
- Water feature for dogs


1.15 A specific issue that has been identified is the number of people who are attending the NADP but not participating in physical activity. Many of the people who claimed increased physical activity levels because of the increase in exercise were walking to and from the NADP however sitting down when they reached the NADP instead of walking around with their dogs.

1.16 The observations showed that overall more people visit the NADP in the morning with 56% of visits recorded after 1PM. However people are more likely to visit the NADP in the morning on a weekend but in the afternoon on a week day. More people visit the park on weekends with 59% of visits being on a Saturday or a Sunday. More of these visits are on a Saturday (66%) and women are more likely to visit the park than men with 55% of observed visitors being female.

1.17 Observations also showed that visitors to the NADP would mainly socialise (28%), walk with their dog (22%) or stand (23%). It should be noted that people who were socialising were normally standing and people walking with their dog would walk at a slow pace around the three line of the NADP. No people were observed running.

1.18 The overall findings found that the NADP has increased the physical activity levels of many of its visitors however there are still many for who it has caused a decrease in physical

activity levels. Positively, the establishment of the NADP has shown a significant increase in the social interaction of visitors and many people visit more than once a week. Visitors are mainly walking or playing with their dogs and are also socialising with other visitors. This is confirmed through the observations. The NADP has received a positive satisfaction rating and has received some positive and constructive feedback from its visitors. With a few improvements the success of the NADP could continue to increase.



2. Project Aim

To evaluate the usage of the North Adelaide Dog Park including the changes in physical activity levels of visitors before and after establishment of the dog park.

3. Project Background

3.1 In January 2012 a fenced dog park was launched in the North East Park Lands, between LeFevre Road and Robe Terrace. It was established in an area of the parklands that was previously undeveloped and underutilised, hence the establishment of the NADP.

3.1.1 Map of the area.



3.2 One of ACC's goals in providing a fenced dog park in the Park Lands was to provide opportunities for people to be active and maintain their physical and social health. Research undertaken by the Pedestrian Council of Australia confirms that there are health benefits

associated with dog walking. People who exercise their animals regularly increase their levels of physical fitness, reducing stress levels and living longer and healthier lives.

(www.walk.com.au *The epidemiology of dog walking: an unmet need for human and canine health*).

3.3 The Dog Park is the first stage of the North Adelaide Activity Hub. There is scope for the results of this research study to inform the development of the Activity Hub and therefore further increase opportunities for people to be physically active.

3.4 According to an article entitled Local Government and Obesity Prevention: An Evidence Resource (CO-OPC Collaboration of Community Based Obesity Prevention Sites), there is a lack of evidence available regarding the impact on physical activity levels of changing an outdoor environment.

3.5 The NADP has since increased from being a site of possible physical activity and social interaction to include community wide input with the creation of the Friends of the North Adelaide Dog Park Facebook page.

(<http://www.facebook.com/FriendsOfTheNorthAdelaideDogPark>)

4. Project Objectives

4.1 The overall objective of the project is to determine whether the NADP has been successful in achieving its aims.

4.2 Specifically the objectives of this project were:

- To understand how people are using and accessing the NADP
- To understand attitudes and satisfaction towards the NADP
- To determine whether the NADP has resulted in an increase in people's physical activity levels
- To outline any potential areas of improvement that could be made, and
- To outline any features of the Activity Hub beyond those proposed in the Concept Plan.



5. Methodology

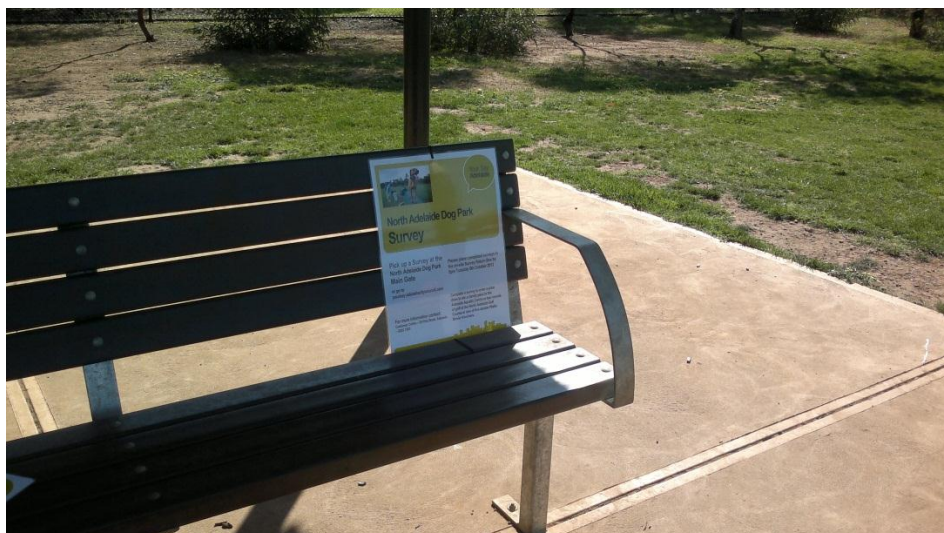
5.1 The main method of evaluation that was used for this project was a questionnaire. A questionnaire was useful to build background and baseline information as well as draw out information that was necessary to the project objectives. The questionnaire for the evaluation of the NADP was both quantitative and qualitative in nature. Quantitative data included the number of people who were using the dog park, physical activity levels of visitors and how the dog park was being used. This information gave us an insight into the usage of the dog park and how popular it was among the community. Qualitative data included users' thoughts on how the dog park could be improved and any further explanations they could give to support their quantitative answers. This method of evaluation allowed us to draw on the direct opinions of the NADP users as well as the numbers and activities.

5.2 The questionnaire was then distributed to the local residents of the ACC including 1500 to North Adelaide residents and 700 to Adelaide residents with registered dogs. The questionnaire was available at the NADP and was placed at the main gate for visitors to collect. 280 questionnaires were distributed at the NADP in total. In addition, there was also an online option for completing the questionnaire available on the ACC website. Questionnaires that were mailed out to local residents were returned via a reply-paid envelope and the questionnaires for the visitors of the NADP were placed in boxes at the main gate of the NADP along with an additional box for depositing the completed questionnaires. The questionnaire box at the NADP was regularly re-filled and the completed questionnaires were regularly collected from the deposit box (at least three times per week). Signage was also placed at the NADP to inform visitors of the questionnaire.

5.2.1 Image of the Questionnaire box at the NADP



5.2.2 Images of the signage at the NADP



5.3 Duration of 2 weeks was given for residents and NADP visitors to respond and return the questionnaires. The closing date for submission of questionnaires for both residents and NADP visitors was the 19th of October.

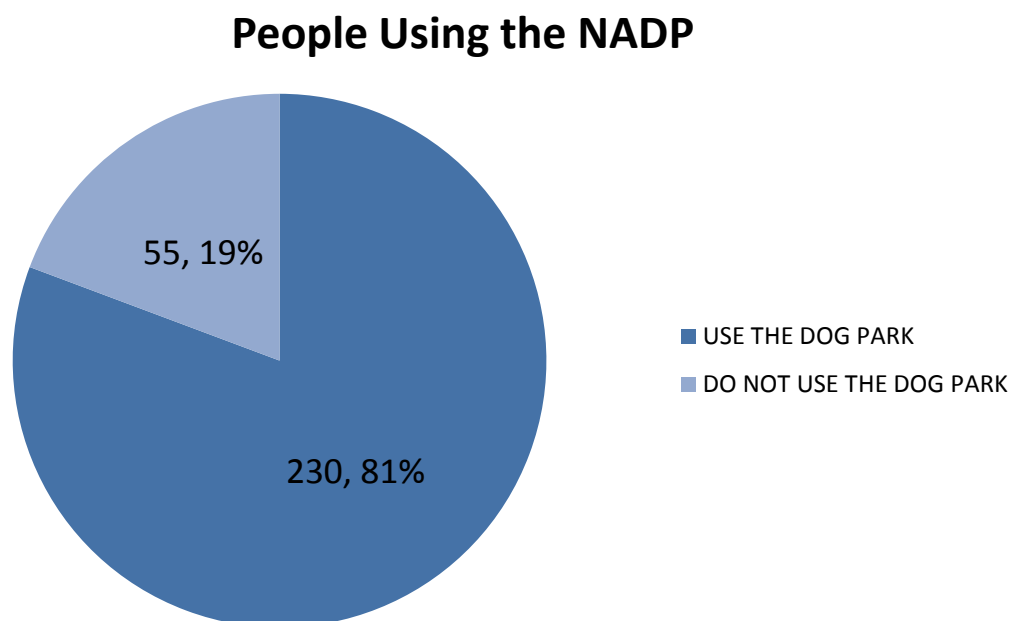
5.4 During this time observations were also conducted. This involved making regular visits to the NADP during peak and non-peak hours to record required information such as counting the number of people using the dog park and recording their activities at a moment in time. Times were chosen at random on each individual day and recorded on a simple table which asked for basic information on activities and people (how many people, what activities they were doing, how many men or women). Informal chats/discussions were also conducted with the visitors to the NADP during this time with an aim of discovering any additional ideas or improvements they had for the NADP and surrounding area.

Data was entered into an excel spread sheet for ease of analysis. All hard copy questionnaires were entered manually into the spread sheet and all answers were displayed as written by the individual. Sections of the surveys that included detailed answers including specific questions that asked why an answer had been given, improvements and extra comments were read through and put into categories in order to view numbers. Each set of data (from residents, visitors and online) was combined to find a total and the data was entered into graphs for ease of viewing.

6. Research Findings

6.1 Profile of Participants

In total 285 questionnaires were completed. 89 online responses, 108 resident and 88 NADP visitors. Of these the percentage of participants who did and did not use the dog park are shown in the graph below. Of the 19% not using the dog park 88% said they did not have a dog and 12% said they were not aware of the NADP.



Only the online and NADP visitor questionnaires asked for the participant's gender. Of these participants 69% were female and 31% were male.

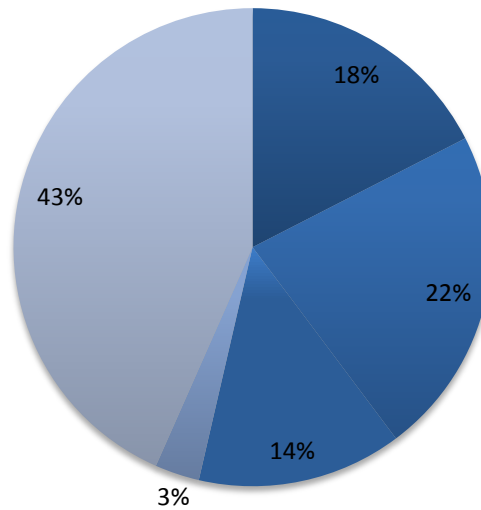
Participants came from 59 suburbs across the South Australian metropolitan area.

Participants who travelled the greatest distance include those from Burnside, Highbury, Salisbury, Semaphore and Woodcroft.

The following graph displays the percentage of participants who visited the NADP from North, South, East, West or Central suburbs. Central suburbs were Adelaide and North Adelaide.

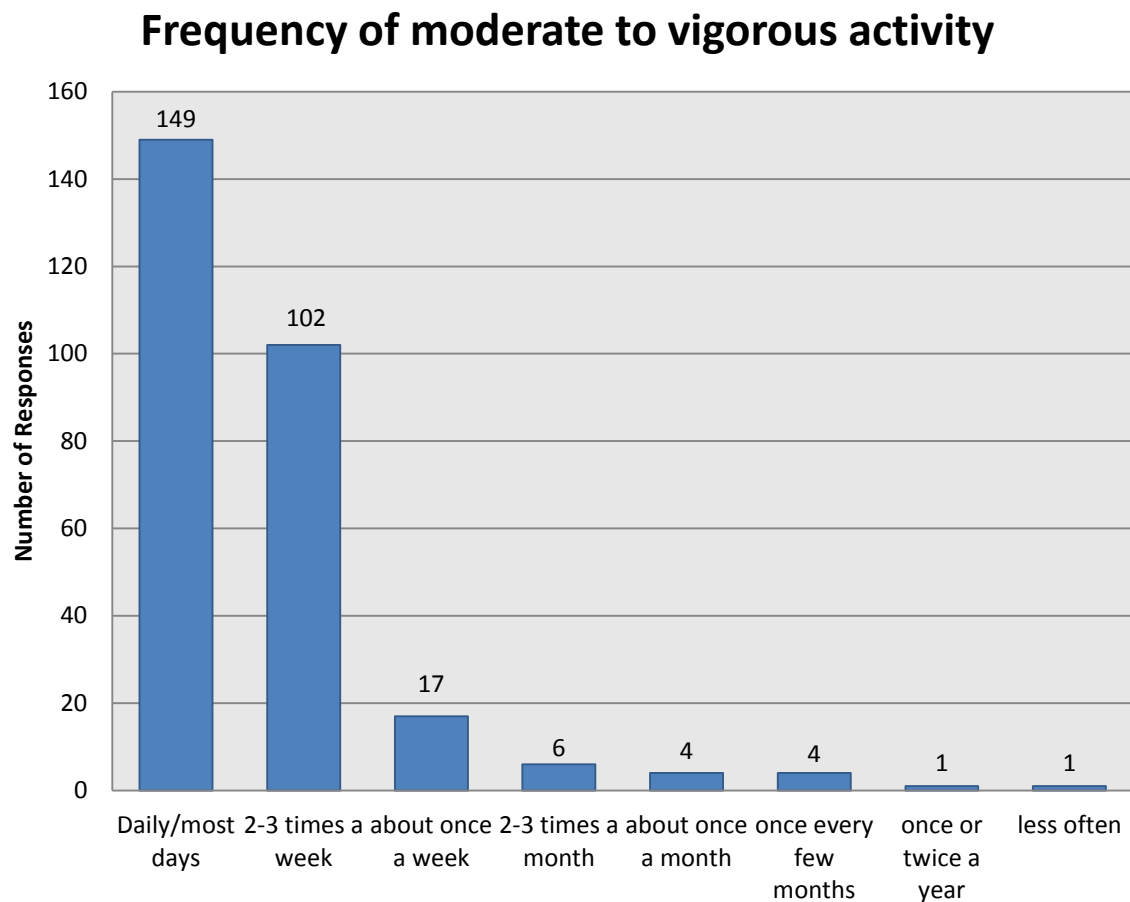
Suburbs

■ West ■ North ■ East ■ South ■ Central



6.2 Activity levels of participants

To determine whether the NADP has indeed increased physical activity levels in participants the following question was asked: “thinking about all activities you engage in, how often do you undertake 30 minutes of moderate to vigorous activity?” The following graph outlines the responses to this particular question.

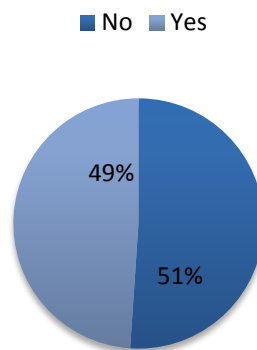


As shown in the above graph the majority of people surveyed reported being fairly active as indicated by the 149 (52%) responses to daily/most days and 102 (36%) responses to 2-3 times a week.

6.3 Physical Activity – Increase or Decrease

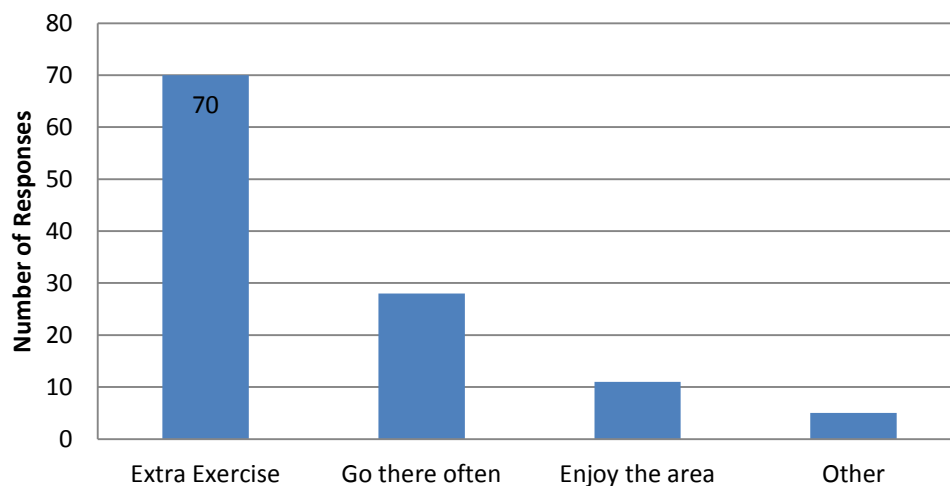
The question that followed asked whether physical activity levels had increased since using the NADP. The graph below displays the responses.

Has physical activity increased



The reasons that participants gave for increased activity are shown below.

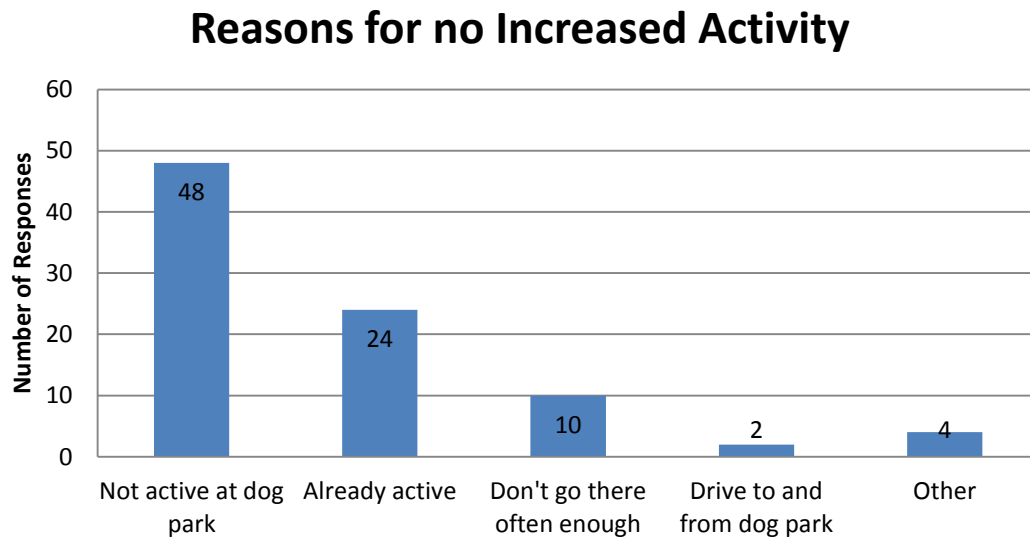
Reasons for Increased Activity



Extra exercise included extra walking and running and walking to and from the dog park.

Other additional answers included Safety (1), Convenience (2) and Reason to be Active (2).

The reasons that participants gave for no increase to activity are shown below.

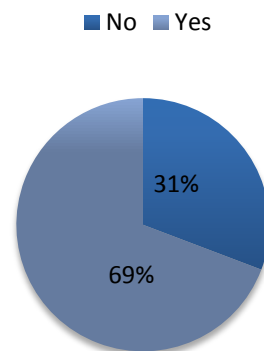


Already active refers to the person already participating in enough activity that the NADP did not result in a significant increase in physical activity. Other answers included too old, poor health, no time and no need to exercise all with a response result of one (1).

6.4 Social Interaction – Increase or Decrease

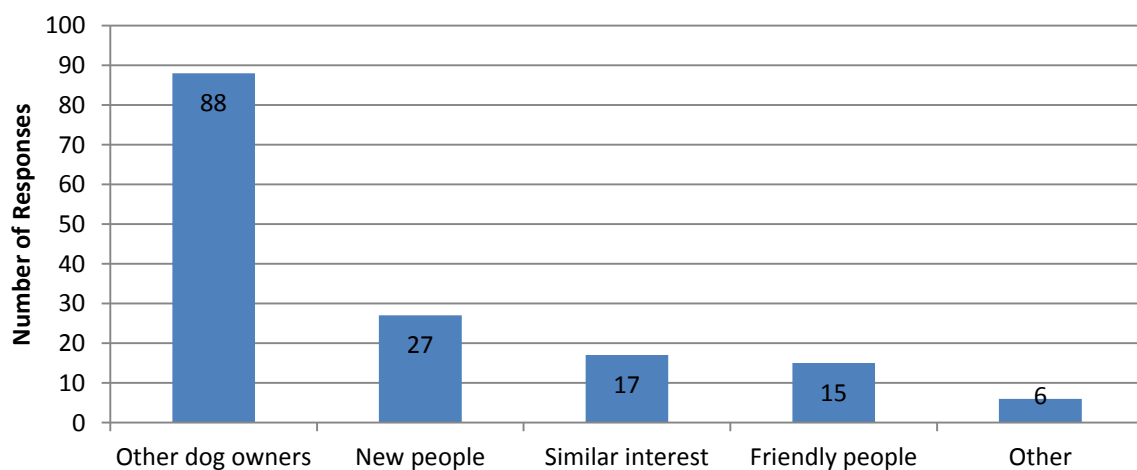
Although the focus of the establishment of the NADP was to increase physical activity levels in users, social interaction levels were also of interest. Participants were asked whether their level of social interaction had increased since using the NADP.

Has social interaction increased



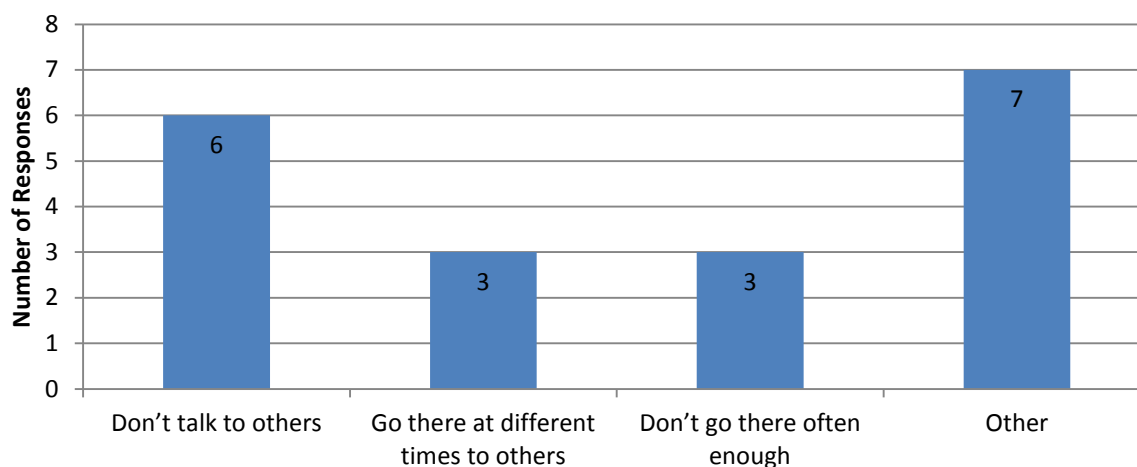
69% of participants said that the NADP had increased their level of social interaction.

Reasons for Increased Social Interaction



Reasons for increased social interaction included talking to other dog owners, new people, people with similar interests and friendly people. Other responses included talking to other North Adelaide residents (2), going to the park often (2), safety (1) and one (1) person met a 'special' man at the NADP.

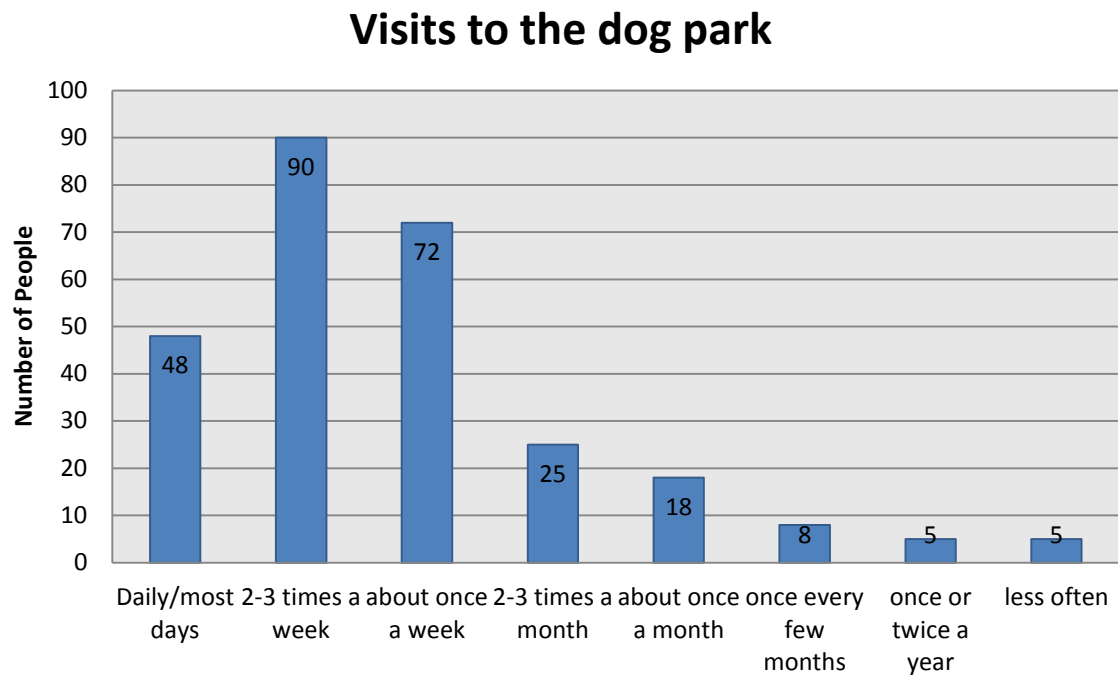
Reasons for no Increased Social Interaction



Reasons for no increase in social interaction included not talking to others and attending the dog park at different times to others or not often enough to increase social interaction. Other answers included being social anyway (2), not considering talking to others at the NADP socialising (2), not going to socialise (1), going alone (1) and going to other parks (1)

6.5 Frequency of visits to the NADP

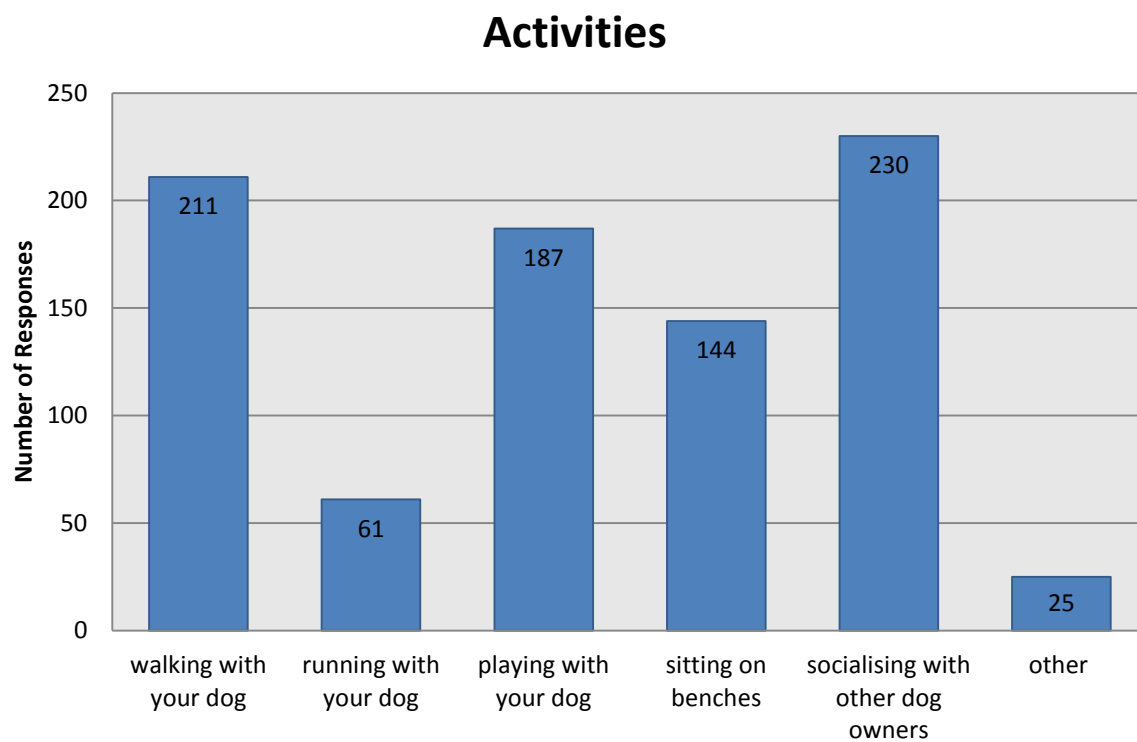
In order to see how often the NADP was being used participants were asked to indicate how often they attend the NADP. The answers are provided below.



Majority of respondents visited the NADP either 2-3 times a week (33%), about once a month (27%) or daily/most days (18%).

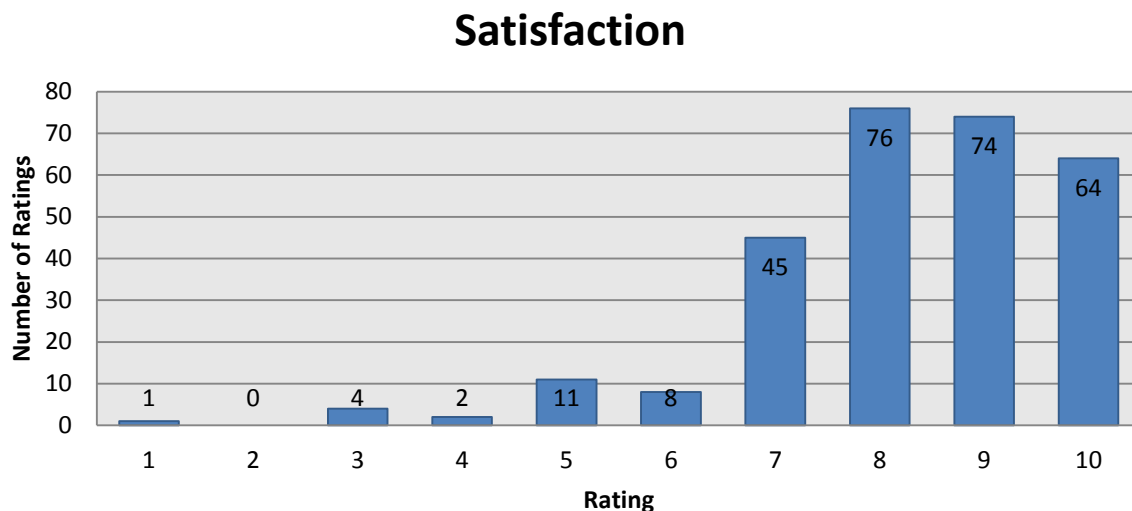
6.6 Activities participated in at the NADP

The graph below displays the different activities that participants participate in when visiting the NADP. The top three activities which visitors engage in were socialising (27%), walking with their dog (25%) and playing with their dog (22%).

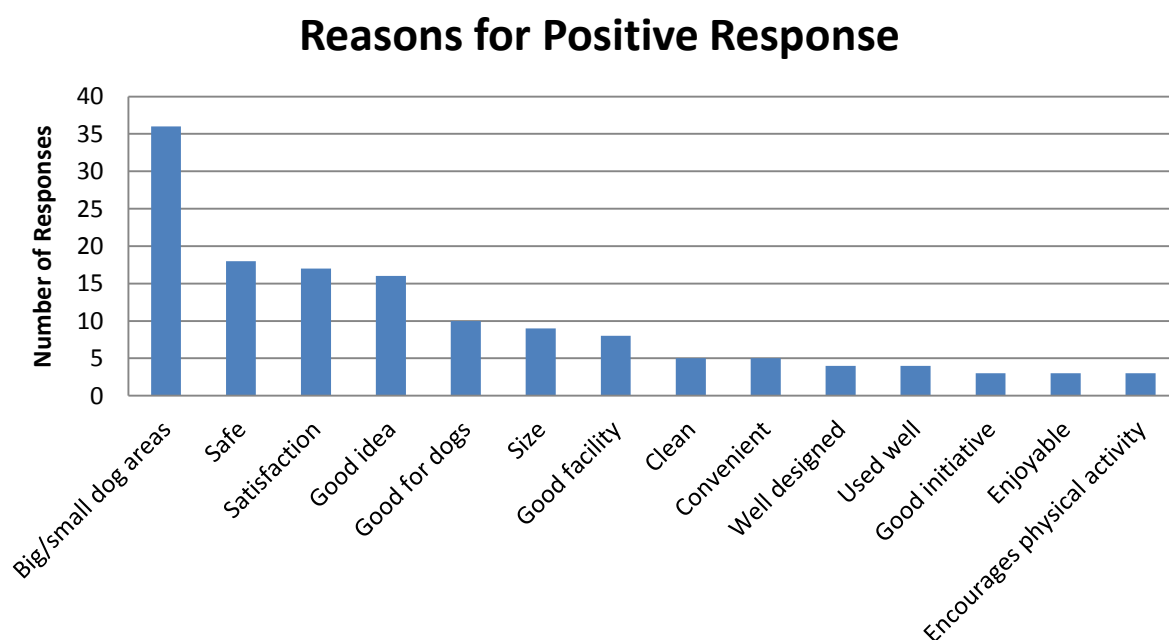


6.7 Satisfaction and Recommendation of the NADP

Satisfaction of the NADP was determined by two questions. The first being the participants rating of their satisfaction with the dog park and the second being their rating of agreement with the statement “I would recommend the NADP to a friend”. The results are shown in the graphs below.

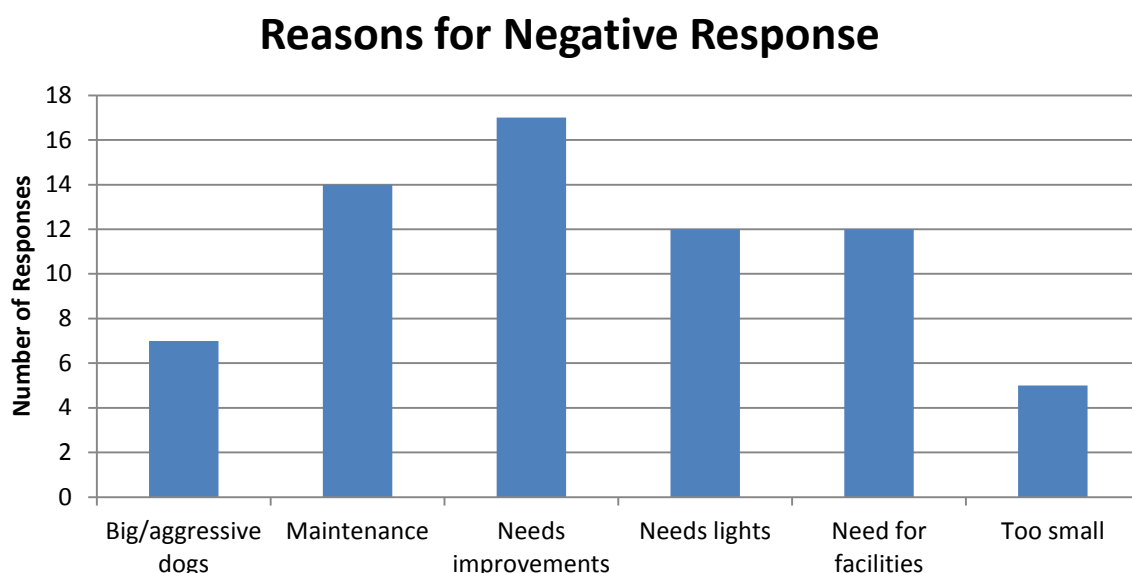


Overall, participants were very satisfied scoring 8's, 9's and 10's on the scale. The majority of scores (75%) were 8 and above. Participants were asked why they gave each specific rating. Reasons that were provided for a positive response are shown in the graph below.



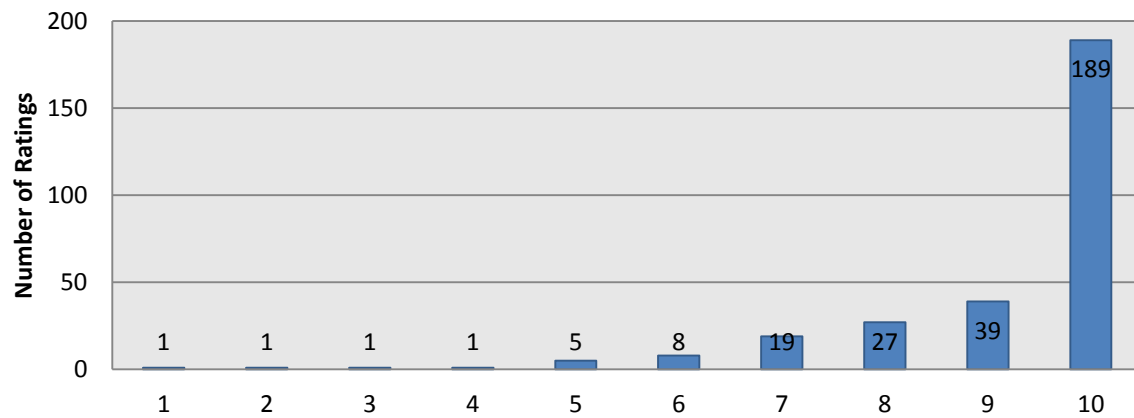
In regards to this graph: Big/small dog area refers the segregation between large and small dogs. Satisfaction refers to any comment of satisfaction that was made including words such as: great, good, fantastic, and wonderful. Good idea represents any comment with a positive description of the idea of the NADP. Good facility represents any comment with a positive description of the facility. Clean includes the lack of rubbish and the maintenance of the area. Well-designed includes the fencing and equipment. Used well refers to the increased use of the NADP by the community. Good initiative represents any comment with a positive description of the initiative.

Reasons that were provided for a negative response are shown in the graph below.



In regards to this graph: Maintenance refers to the need for improved conditions of the grass and ground condition as well as weeds. Needs improvement represents comments that simply stated the NADP needed improvement however was not specific as to what improvements. Need for facilities included a need for toilets, parking, and water and food facilities. It should be noted that many of the negative responses were also referred to in the following improvements section indicated by the participants writing 'as above'.

Would you recommend the dog park to a friend?

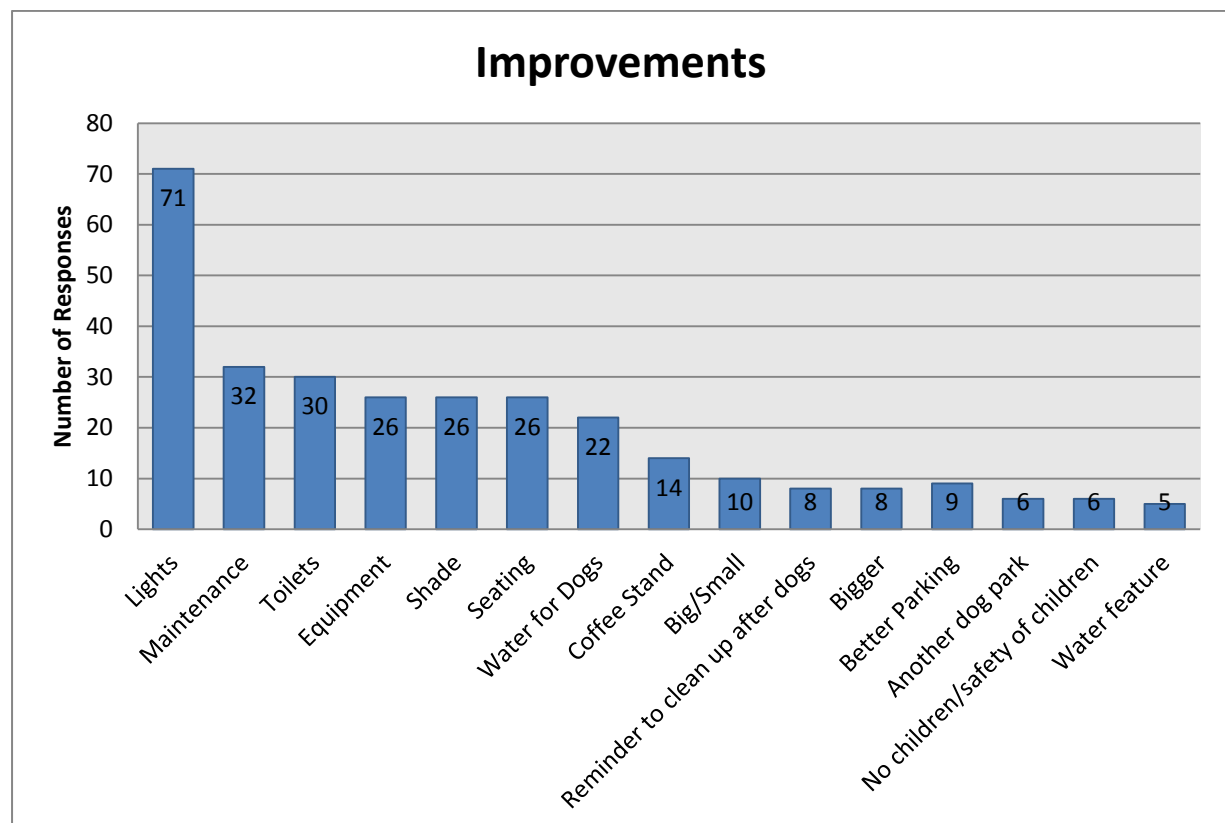


65% of participants indicated that they would rate their agreement with the statement a 10.

6.8 Participant suggestions

Participants were asked whether they had any suggestions or improvements that could be made to the dog park. Many responses recorded more than one improvement. All answers were recorded. Lighting was the main improvement suggested with 71 mentions.

Maintenance, toilets, equipment, shade, seating, and water for dogs were some other popular suggestions.



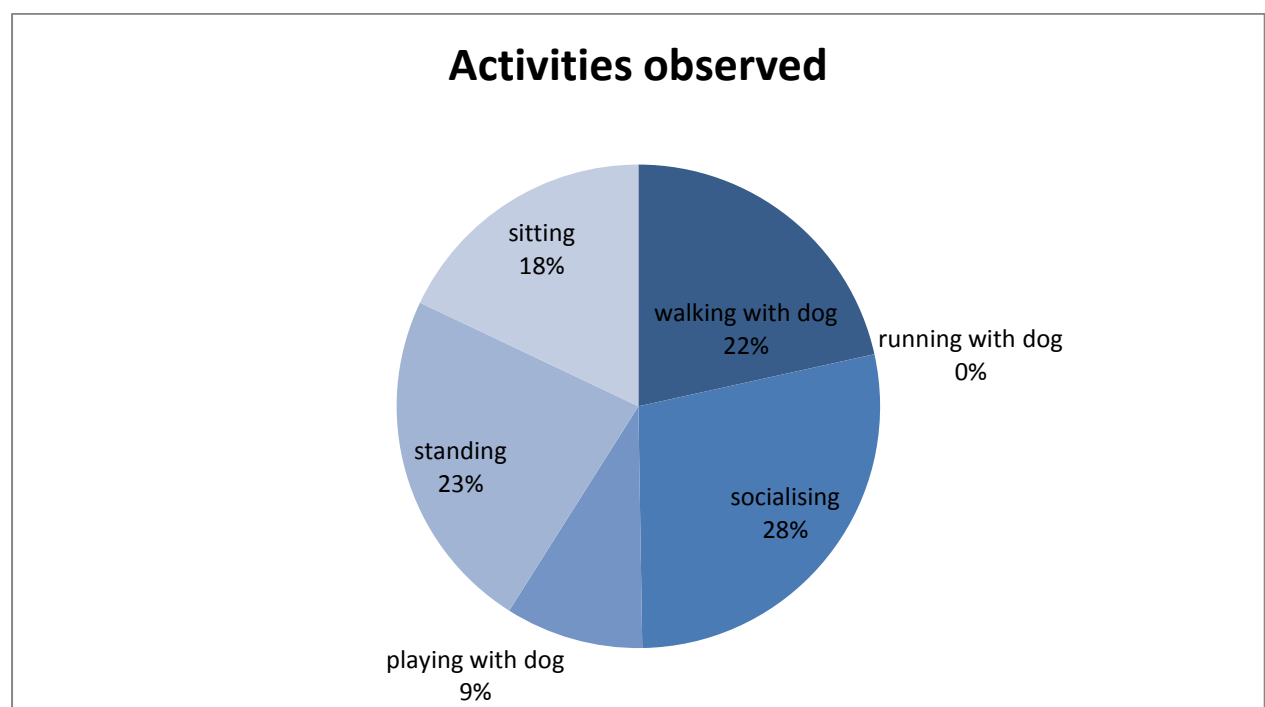
In regards to this graph: Maintenance refers to the need for maintenance of the grass, weeds or overgrown bushes. Equipment refers to dog play equipment including tunnels, agility equipment, hills, ramps, hoops. Shade included man made shelter and trees. Water for dogs refers to better maintained and easy to use water fountain. Big/Small refers to the presence of large dogs in the small dogs park, this would include signage. Reminder to clean up after dogs also involves signage. Better parking included better parking surface and angle parking instead on parallel. No children/safety of children refers to the number of small children in the larger dog park.

6.9 Observations

Over the 2 week period the following observations were made.

- Overall more people visit the NADP in the morning with 56% of visits recorded after 1PM. However people are more likely to visit the NADP in the morning on a weekend but in the afternoon on a week day.
- More people visit the park on weekends with 59% of visits being on a Saturday or a Sunday. More visits are on a Saturday (66%).
- Women are more likely to visit the park than men with 55% of observed visitors being female.

The graph below shows the observed activities being performed at the NADP.



28% of people were socialising, 22% were observed walking with their dogs and 23% were standing while their dog ran by itself. 18% of people observed were sitting and 9% were playing with their dog. No people were observed running.

People walking with their dogs would walk around the tree line of the NADP at a slow pace. People sitting down would sit on the benches provided or the concrete tunnels and people who were socialising were usually standing.

Recommendations

Based on the findings of the surveys the following recommendations have been made to the ACC for the improvement and future success of the NADP.

- Installation of lights, specifically solar lights. Solar lights will not only reduce energy costs, but they are low maintenance, environmentally friendly and easy to install.
(<http://www.solarhome.org/infobenefitsofsolarlighting.html>)
- Regular and increased maintenance. This should include lawn and ground maintenance including filling of holes, pruning of overgrown bushes including removal of bushes that are sharp and elimination of weeds and grass seeds from grass.
- Installation of toilet facilities in close proximity to the NADP.
- Addition of more equipment for the dogs including tunnels, hills, ramps, logs, hurdles, hoops and agility equipment. Installation of more equipment will allow dogs and owners to build a stronger bond as well as encourage owners to be more physically active with their dog especially if there is agility training equipment. Greater enjoyment of the dog park will increase visits and therefore physical activity.
- Addition of shaded areas such as larger trees and shade cloths. Shade cloths can offer not only shade but also maximum ultra violet A & B protection.
(<http://www.polyfab.com.au/11684.htm>)
- Addition of signage including reminders to clean up after the dog, signs reinforcing that the small park is only for small dogs and signs considering the safety of small children in the park.
- Consider changing the all dog park to a big dog park and providing signage to alert people of the segregation of large and small dogs. Large dog owners have voiced concern for other safety of small dogs in the all dog park.
- Installation of adequate drinking facilities for dogs. We recommend a water fountain which will provide access to clean water and help dogs cool down in the warmer months. Participants recommended the drinking fountain at the Tedder Reserve Pooch Park located in Flinders Park. A design which could allow dog owners to fill

and empty the water bowl has been recommended and extra water bowls around the park would also be beneficial.

- Adjustments to parking including better parking surface, asphalt and repairing potholes. Establishing angle parking instead of parallel has also been recommended as well as considering installing a pedestrian crossing.

*While there was a demand for increased seating areas, we did not include this as a recommendation as it does not promote physical activity.



Appendix 1 Online comments

Adelaide Council have provided a wonderful facility and I am most grateful. It has improved both my quality of life and my two dogs quality of life. Thank you.

good parking, no cost

I congratulate the council on creating the park, it was a good step forward for the city

More councils should follow suit. I go to a dog park in Enfield every day as its close to home. However the port Adelaide Enfield council seem to do nothing to improve community, like the Adelaide Council. Well done! As a rate payer to PAEC, I see nothing in return. You have given your rate payers something in return and this is what residence want to see, a return on investment and bringing community spirit back. Again well done

North Adelaide council should be congratulated and highly commended for providing such a high quality dog park. Hopefully other councils will follow your lead.

On Tuesday 18th September, I visited the North Adelaide Dog Park and found the large dog enclosure closed for maintenance. I have a small dog. Unfortunately, many owners of large dogs assumed that it was OK for them to run their large dogs in the small dog enclosure. I understand that there are many, many other dog parks that they can take their dogs to run but North Adelaide is the only site where it is enclosed for small dogs. This created problems for the owners of small dogs and most found that they had to leave or didn't even go in, because they did not feel that their small dogs were safe. I only stayed for ten minutes, having driven for half an hour to use the facility. Some of the large dogs are absolutely massive, eg. huge Great Danes and mastiff type looking dogs, etc. This was most disappointing. We meet people there who travel from Tea Tree Gully, Adelaide Hills and from varying outer suburbs as they, like me, enjoy giving their small dogs the freedom to run with other small dogs in a relaxed atmosphere. I was wondering if a bigger sign could be erected at the entrance of the small dog enclosure stating that the small dog park is STRICTLY ONLY FOR DOGS 14KG OR LESS. My husband and I have also on other occasions, even when the big dog enclosure is open, experienced larger dogs in the small dog enclosure.

Overall the park is brilliant, it is really appreciated that the dog park was set up. Special thanks to the maintenance team, especially the staff that remove "the" bins.

people should be fined for not cleaning up after their dogs, luckily this is only a minority of dog owners.

Sad to say that this park is the only decent park at least in the northern region of Adelaide.

That your grounds people, do a excellent job.

Could you possibly allow a few minutes extra on the job time allocation for the lawn

mowing team, to allow them to move balls left in the park rather than mowing over them. I do understand, that they work fast and may not see them. This issue is of concern for some of your older rate payers whom visit and use your Dog Park.

The North Adelaide Dog park is a gateway for owners who do not live in the City of Adelaide to visit it. We travel from Para Hills which has 4 parks near by but we make the trip because we like the park and the people. We then regularly move from the park to a cafe in North Adelaide for lunch because our dogs sit nicely at our feet outside. We also move onto dog friendly events that we might not have made the effort to travel for eg. Sunday's Gourmet BBQ Festival

The separate areas for small dogs and other dogs is the best. The ACC is to be commended for the regular emptying of the bins and the replacement of the dog bags

Very pleased to see "action taken" regarding the All Dog Park problems with very messy areas of excessive waterlogged ,extremely muddy , areas during our long Winter when the dogs literally ploughed up any vestige of the planted grassed areas and were in an incredibly dishevelled, dirty state to take home for those who had driven there. Thank you for the action taken, most grateful.

We drive approximately 20 mins to the dog park usually twice per week. We are grateful that the Adelaide City Council provides this facility and frequently recommend it to others.

We live at Ingle Farm and come to North Adelaide dog park because it is the best one we have found. The ones around our area are not very big. We also love the fact you have big dog and small dog areas.

We love the two segregated parks that are so grassy and that there are always other dogs there. This is the only dog park we go to now!

As well as being a great park for my dog I find watching the dogs interacting, reacting and learning from each other fascination and educational. I know my dog rates North Adelaide dog park very highly. When she realizes where we are going she is "over the moon" with happiness and exuberance. The division of large and small dog areas is paramount to our choosing North Adelaide dog park.

Congratulations, it is such a great park & so nice to be able to take small dogs somewhere safe, without having to worry about attacks from the larger dogs.

Every time I have been there I have found the majority of other users (people and dogs) very well behaved and friendly. It seems to have become a nice community of regulars.

Great Idea. Has changed many people's lives, and their dogs, for the better. Better socialization of dogs in our community will reduce potential for dog bites etc.....

I am extremely happy that the dog park exists and am very appreciative of the Adelaide City Council for providing this great service. However, there are some modifications that really need to occur for people and dogs to maximise use of the park, these are listed in the suggested improvements section of this form. I prefer to attend the North Adelaide Dog Park over the Pooch Park, Tedder Reserve, Findon Road, Flinders Park. This is because I prefer to play with Amber on the grass, whereas the Pooch Park is mainly sand, bark and cement and I do not interact with Amber when I am there due to the uneven surfaces. As the North Adelaide Dog Park is more popular than the Pooch Park, I find that the chances of other dogs being at the park at the same time higher (Amber will only play in the dog park if she has some canine friends). Furthermore, I started the 'Friends of the North Adelaide Dog Park' Facebook page in July and we have over 290 likes. I am very keen to meet with the relevant people at the Adelaide City Council to discuss how and if the council would like to be involved with its promotion and contribute content for its likers. I believe that the Facebook page would be a valuable tool in communicating with its target audience and welcome any feedback you have with regard to its operation.

I THINK I'VE SAID IT ALL. JUST THANK YOU, CONGRATULATIONS, AND WE LOOK FORWARD TO SEEING ANY FURTHER DEVELOPMENTS AND IMPROVEMENTS. IT REALLY IS A VERY SPECIAL PLACE THAT I THINK MEANS A GREAT DEAL TO A LARGE AMOUNT OF PEOPLE WHO MIGHT HAVE BEEN PREVIOUSLY LONELY, OR MERELY LONGING FOR SUCH A SOCIAL EVENT THAT INCLUDES THE ANIMALS WE ARE ALL PROUD OF AND ARE LIKE FAMILY TO US. WE ARE PROTECTIVE OF OUR FRIENDS' DOGS AND DO WHAT WE CAN TO HELP EACH OTHER AND ENSURE WE ARE SAFE AND THAT THINGS RUN SMOOTHLY. JUST WATCHING PEOPLE STOICALLY FILL THE WATER BOWLS FOR THE FOURTH TIME, FOOT ON THAT VERY SLOW TAP, FOR THE BENEFIT OF THE DOGS, SAYS IT ALL TO ME. CONGRATULATIONS FOR HELPING TO CREATE SUCH A THING, WE HOPE THAT AS A COMMUNITY WE CAN WORK WITH THE COUNCIL TO MAKE IT THE BEST DOG PARK IN THE STATE! CERTAINLY I'VE NEVER EMAILED THE COUNCIL ABOUT ANY ISSUE BEFORE VISITING THIS PARK, AND IT WAS ON BEHALF OF THE DOGS, AND THE FACT THAT HAVING LOTS OF TOYS AND BALLS THAT VISITORS LEAVE OR BUY ESPECIALLY FOR THE PARK (AS I DO) IS IMPORTANT. HAVING THEM CHUCKED AWAY BY THE LAWN MOWING SERVICE IS A BUGGER, AND TOTALLY UNNECESSARY. BUT A SMALL COMPLAINT IN A WIDER CONGRATULATIONS. APOLOGIES FOR THE FULL CAPS, I HAVE A BUNG HAND.

I think this is a great idea and if I had a dog I would most certainly use this space daily. Communities, especially those that are inner-city, need spaces where they can come together and participate in things like exercise and walking pets. Please keep this great initiative going and continue to increase these community spaces.

It is a great place, and I believe in a good location (parking is always available, walking distance to all areas of Nth Adelaide).

It's a great initiative, it's got me more engaged with my council, and think its great you are getting feedback, I really appreciate that.

Just congratulations to the Adelaide City Council for investing in a Dog Park for the residents and their pets it is great

Thank you very much Adelaide city council for putting the time and money into the park. Delilah (my pup) and I love it there!!!

Well done and thank you on providing a fantastic and well planned park!

Residents comments

- you only have to see the cars on weekends and speak to the people there to see how happy dog owners are. It is the best thing the council has done in a long time. Every dog owner loves it! Im surprised you need a survey to find this out. People come from a long way away. Last weekend there was a family from Aldinga.
- best dog park in adelaide brilliant and successful idea brings people together congratulations to those responsible
- good to know other dogs will be off the leash also many outside council area are also benefiting
- fantastic idea, great location, a great starting level for a park but the improvements/suggestions mentioned would make it almost perfect for man and beast.
- For me going to the park almost daily has helped me exercise more, be far more sociable and help me reduce my stress levels and my mental health has improved so much. I love the park :) Id like to offer the council use of my photogprahy. see the FB site "friends of the NA dog park" I have the full quality images in reserve
- fantastic initiative a really great addition to the village of NA
- good initiative, there should be more around adelaide
- great concept possibly organise dog obedience classes? Council subsidised
- I am a resident in NA and find this park excellent for taking a break with my 2 dogs we love it
- I spend my time picking up other peoples dog poo
- I think that it is a very good idea and enjoy using it.
- I have a friend from the eastern suburbs who meets me there with her dog. Before NA opened up we used to have to drive to Victoria pl to give the dogs a good run, but with all the homeless people shouting abuse and behaving aggressively we dont feel safe there. carry on the good work
- thank you for maintaining the park so well
- the dog park at NA is excellent for socialisation of dogs and humans -very important. For the humans who walk and exercise the parks at Victoria park and south park lands are great
- the dog park has been a great thing for out family- we all go and love watching our dog "winnie" interact/socialise-we have a happier more disciplined behaved dog since she has been going to the park-it is a real treat for her as well as us as a family to enjoy the park as well- it is a remarkable to get two 14 yr olds who want to go to the dog park on weekends
- we really need a fenced dog recreational park in the S/W of the city. Minna Wirra is the only option and not fenced. My last dog was hit by a car (two other of my doggy friends had dogs killed on peacock road) I have asked for this many times and understand budget constraints. the huge project in kingston grdns could have incorporated permanent fence

around the adjacent soccer/cricket field!? dual purpose as dog park when not being used for sport

- well planned-love area for big dogs and area for small dogs and puppies- well maintained thanks to the ACC workers

NADP visitors comments

- aggressive breeds such as american pit bulls etc should not be allowed in either park oval. Today there was a huge pit bull in the small puppy oval when it should have been in the large dog oval. I could not let my dogs free and decided not to use the park
- an excellent facility-particualrly separating big and small dogs-outstanding
- best thing for dogs
- BIG thankyou wish other councils 'wake up" soon!
- good palce dogs love it
- good park, good facilities, the water fountain needs replacing with a more practical design
- great job setting it up in the first pace. Some minor tweaks would be great as indicated earlier. Thanks
- great location and concept
- invite sponsors who could then interact with dog owners, have breed specialist months, advertise on community notice board and facebook
- it has been a very successful idea
- it is a fabulous facility, which my 7 month very active, puppy loves. It actually wears her out. I like chatting with other dog owners and getting to know them and their dogs
- it's a good idea in need of further development
- it's a very worthwhile idea-well done to the instigator!
- itsa fabulous palce for dogs and owners to socialise and exercise
- park could be improved with a few more bench seats on perimeter
- pass on congratuatlions to the young girl for her persistance in getting this park achieved
- please put lights in for winter
- recently large dog area was closed for renovations; dog owners thought it was acceptable to invade the small dog area-dangerous and confronting
- separating small and large dogs is a great ideas
- some dog owners with large dogs do not have control over their dogs. There is a woman with 2 great danes that attacked my dog "playing" she said but they were hurting my dog and she could not call them off let alone pll them physically away. Very frightening i have to leave whenever they are there
- the dogs love it!
- the fencing is very important as it allows dogs and owners to relax and not worry about cars etc.
- the park is an absolute credit to the council and clear example to others of how it is possible to provide a safe and pleasant environemnt for responsible dog owners
- the park provides a safe environment for dogs to socialise and become more tolerant of each other when in other situations
- there are often big dogs in the little dog area the coffee van is a great idea-our dog loves this park
- these are great! There should be more in all of the parklands
- top dressing to counteract muddy entrances

- we love that its split into two sections. Its generally a very pleasant place most of the time
- we love this park and look forward to improvement
- we love using this facility
- well done adelaide council for turning a barely used section of the parklands into an excellent dog park
- would like more dog parks in other suburbs